

CARATTERISTICHE TECNICHE / TECHNICAL SPECIFICATIONS

ENJOY THE SILENCE

Abbiamo a cuore la salute e il benessere delle persone in ogni momento della giornata. Per questo abbiamo deciso di progettare forme di luce innovative e funzionali che, a una perfetta illuminazione, uniscono elevate prestazioni di fonoassorbenza.

Spesso trascurato, l'inquinamento acustico è un fattore di disturbo che mina la serenità negli spazi di relax e la produttività nei luoghi di lavoro. Le nostre soluzioni catturano rumori e riverberi rendendo gli ambienti sani e confortevoli.

We have at heart the health and the wellbeing of the people every waking moment. Therefore, we have decided to project innovative and functional shapes of light, which combine to a perfect illumination high sound absorbing characteristics.


Often ignored, the acoustic pollution is a disturbing factor that threatens the serenity in our leisure spaces and productivity of workers. Our solutions catch the noises and reverberations making the spaces healthy and comfortable.

Prodotti in comfort
acustico/
Sound absorbing
products

Alco
Roberto Paoli



Butterfly
Romano + Menegon



Circus
ModoLuce R&D




Idea
Paolo Grasselli



Peggy
BMB Progetti



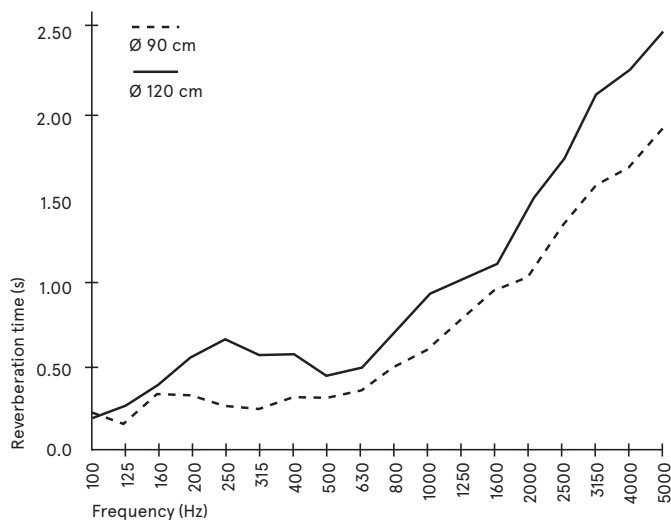
Righello
Arturo Bellese



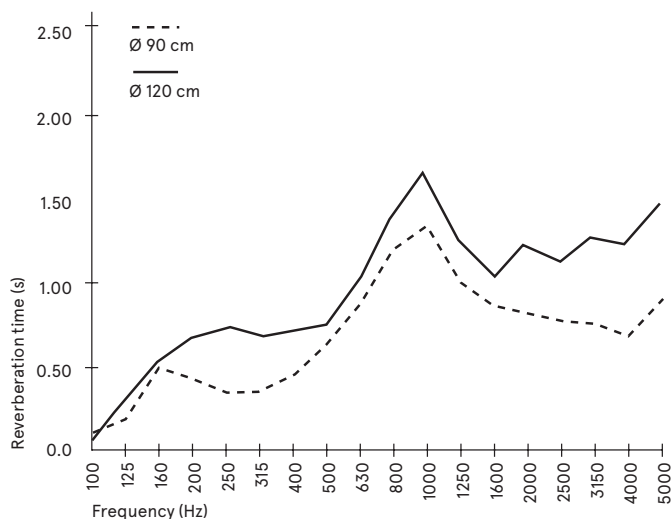

Assorbimento acustico / Sound absorption finishes

Determinazione dell'area di assorbimento acustico equivalente in camera riverberante secondo la norma UNI EN ISO 35 / Measurement of sound absorption in a reverberation room according to UNI EN ISO 354

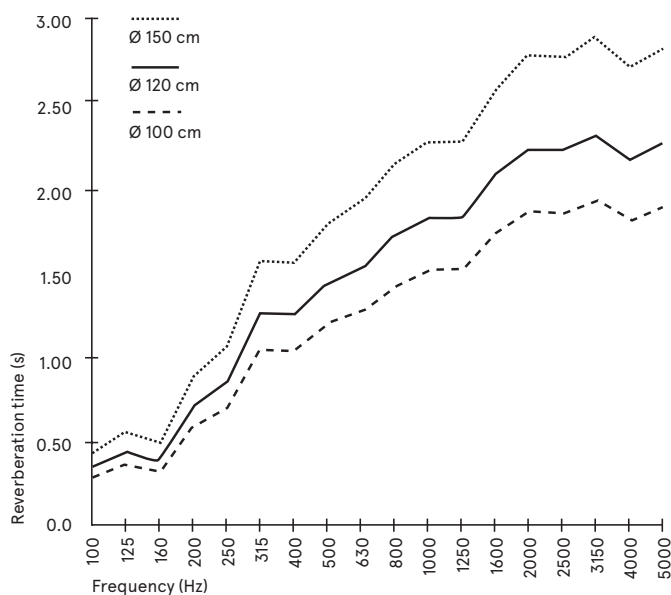
Alco
Kvadrat



Alco
Soft Textile thermoformed



Circus
Velvet




Finiture diffusore / Diffuser finishes

I colori visualizzati sono puramente indicativi e possono variare rispetto alla realtà.

Colours shown are used for reference only and may look different in reality.



Cotton



Cod. 300
Avorio / Ivory



Cod. 301
Bianco / White



Cod. 302
Sabbia / Sand



Cod. 303
Giallo oro / Golden yellow



Cod. 315
Arancio / Orange



Cod. 305
Aragosta / Lobate pink



Cod. 306
Rosso / Red



Cod. 327
Provenza / Lavender



Cod. 320
Malva / Mallow



Cod. 321
Pervinca / Periwinkle



Cod. 326
Blu navy / Navy blue



Cod. 319
Ottanio / Teal



Cod. 316
Verde / Green



Cod. 323
Salvia / Sage



Cod. 318
Muschio / Moss




Cod. 317
Tortora / Dove colour



Cod. 324
Spago / Ecrú



Cod. 314
Marrone / Brown



Cod. 312
Grigio / Grey




Cod. 310
Antracite / Anthracite



Cod. 313
Nero / Black



Kvadrat



Cod. 853
Ecrú / Ecrú



Cod. 851
Giallo / Yellow



Cod. 854
Curcuma / Curcuma



Cod. 855
Indaco / Indigo



Cod. 850
Grigio / Grey



Cod. 859
Nocciola / Hazel



Cod. 858
Verde / Green



Cod. 857
Terra di Siena /
Terra di Siena



Cod. 856
Grigio scuro / Dark grey



For nature



Cod. 752
Ruggine / Rust



Cod. 750
Avorio / Ivory



Cod. 751
Salvia / Sage



Cod. 753
Carta da zucchero /
Sugar paper



Cod. 754
Grigio scuro / Dark grey



Cod. 755
Nocciola / Hazel



Cod. 756
Ocre / Ocher



Cod. 757
Verde oliva / Olive green



Wool



Cod. 650
Sabbia / Sand



Cod. 651
Arancio / Orange



Cod. 652
Verde / Green



Cod. 653
Giallo senape /
Mustard yellow



Cod. 654
Viola / Purple




Cod. 655
Blu avio / Avio blue



Cod. 656
Grigio scuro / Dark grey



Cod. 658
Grigio / Grey



Cod. 659
Castagna / Chestnut



Cod. 660
Verde bosco / Dark green



Cod. 661
Curry / Curry



Cod. 662
Turchese / Turquoise



Cod. 657
Rosso cardinale /
Cardinal red



Plissé



Cod. 500
Bianco / White



Cod. 513
Avorio / Ivory



Cod. 501
Beige / Beige



Cod. 511
Arancio / Orange



Cod. 504
Rosso fuoco / Flame red



Cod. 512
Rosso scuro / Dark red



Cod. 520
Bluette / Electric blue



Cod. 515
Militare / Military



Cod. 514
Nocciola / Hazel



Cod. 505
Marrone / Brown



Cod. 516
Marrone scuro /
Dark brown



Cod. 517
Cotto rosso / Red brick



Cod. 509
Grigio chiaro / Light grey



Cod. 519
Grigio scuro / Dark grey



Cod. 510
Antracite / Anthracite



Cod. 502
Nero / Black



Plissé Ribbon



Cod. 700
Avorio / Ivory



Cod. 704
Spago / Ecreu



Cod. 701
Cuoiu / Leather




Cod. 705
Mimosa / Yellow



Cod. 708
Ghisa / Cast Iron



Cod. 703
Ardesia / Slate grey



Cod. 709
Verde bosco / Dark green



Dettagli tessuti / Fabric details

	Material composition	CL1 Flame Resistance	Resistance 650°	UV resistant	Water and stain resistant	Easy to clean
Cotton	100% Cotton	● 1, 2	●			
For Nature	100% recycled post-consumer plastic 100% biodegradable	●	●	●		●
Kvadrat	90% Wool 10% Nylon	●	●	●		●
Lycra	100% Polyester FR Trevira Cs	●	●	●	●	●
Pleated	100% Polyester	●	●			
Pleated ribbon	100% Polyester	● 1	● 1			
Velvet	100% Polyester	●	●	●		●
Washable	100% Sunbrella® Acrylic	● 1	●	●	●	●
Wool	70% Wool 30% Polyamide	●	●	●		●

1 Su richiesta / On demand
 2 I cotoni nei codici 300/301/302 sono disponibili a magazzino in CL1 con maggiorazione come da listino / Cotton fabrics 300/301/302 are available in stock in CL1 with an additional cost as per our price list

Finiture diffusore / Diffuser finishes

Polyethylene

Atollo, Campanone



Cod. 001
Bianco / White



Cod. 008
Cenere / Deep grey



Cod. 002
Rosso / Red



Cod. 010
Arancio / Orange



Cod. 003
Lime / Lime



Cod. 006
Turchese / Turquoise

Polycarbonate

Bolla Ellisse



Cod. 030
Bianco / White



Cod. 032
Rosso / Red



Cod. 031
Arancio / Orange

Diogene



Cod. 030
Bianco / White

Ceramic

Eva



Cod. 100
Bianco opaco / Matt white



Cod. 075
Piombo / Lead grey



Cod. 073
Oro opaco / Matt gold



Cod. 091
Caramello / Caramel



Cod. 110
Cotto brown / Dark brown

PMMA

Multiball



Bianco / White


Orb



Fumè / Fumè

Glass


Orb



Trasparente /
Blown transparent glass

PMMA soft touch

Peggy, Mood, Reverse



Bianco / White

Finiture struttura / Structure finishes

Metal

Abc, Hammer



Cod. 080
Bianco / White



Cod. 075
Piombo / Lead grey



Cod. 073
Oro opaco / Matt gold



Cod. 079
Mattone / Brick



Cod. 078
Lime



Cod. 077
Blu China / Blue China

Angelica, Corner, Disk, Mood Desnuda, Multiball, Peggy metal disk, Angelica outdoor, Icaro outdoor, Icaro Ball outdoor



Cod. 080
Bianco / White



Cod. 083
Nero / Black

Baobab, Butterfly



Cod. 080
Bianco / White



Cod. 075
Piombo / Lead grey



Cod. 073
Oro opaco / Matt gold



Cod. 091
Caramello / Caramel

Baobab

Chandelier, Chandelier Longue, Peggy conic diffuser



Cod. 080
Bianco / White



Cod. 083
Nero / Black




Cod. 073
Oro opaco / Matt gold



Gold

Chandelier, Chandelier Longue optional rod

Clip



Sabbia / Sand



Cod. 075
Piombo / Lead grey



Cod. 073
Oro opaco / Matt gold



Cod. 091
Caramello / Caramel

Charlie



Cod. 094
Grafite / Graphite

Diogene



Cod. 080
Bianco / White



Cod. 094
Grafite / Graphite



Cod. 090
Ruggine / Rust

Florinda Desnuda, Olivia, Orb



Cod. 080
Bianco / White



Cod. 083
Nero / Black



Cod. 096
Cromo / Chrome



Cod. 098
Ottone / Brass



Cod. 097
Rame / Copper

Finiture struttura / Structure finishes

Metal

Geco



Cod. 080
Bianco / White



Cod. 073
Oro opaco / Matt gold



Cod. 083
Nero / Black



Cod. 079
Mattone / Brick



Cod. 078
Lime



Cod. 077
Blu China / Blue China

Icaro indoor, Icaro Ball indoor



Cod. 080
Bianco / White



Cod. 083
Nero / Black



Cod. 086
Acciaio naturale verniciato trasparente/
Painted natural transparent iron

Idea



Cod. 080
Bianco / White



Cod. 094
Grafite / Graphite


Lucilla, Lucilla tonda



Cod. 080
Bianco / White



Cod. 083
Nero / Black



Nickel satinato /
Brushed nickel

Nucleo



Cod. 080
Bianco / White



Cod. 094
Grafite / Graphite



Cod. 096
Cromo / Chrome



Cod. 098
Ottone / Brass



Cod. 097
Rame / Copper

Ombrella body



Cod. 080
Bianco / White

Ombrella upper disk



Cod. 080
Bianco / White



Foglia oro / Gold leaf

Ombrella lower disk



Cod. 080
Bianco / White



Cod. 096
Cromo / Chrome



Cod. 098
Ottone / Brass




Cod. 097
Rame / Copper



Cod. 098
Ottone / Brass

Peggy Spacer

Romeo



Nickel satinato /
Brushed nickel

Sestante, Sestante outdoor



Cod. 080
Bianco / White



Cod. 083
Nero / Black



Cod. 078
Lime / Lime



Cod. 077
Blu China / Blue China

Finiture struttura / Structure finishes

Concrete

Aura



Cod. Q01
Grigio / Natural grey



Cod. Q03
Canapa / Raw hemp

Cavo elettrico in tessuto / Electric cable in fabric

Eva



Cod. K05
Ecrú / Ecrú



Cod. K06
Arancio / Orange



Cod. K01
Rosso / Red




Cod. K03
Kiwi / Kiwi



Cod. K04
Royal blu / Royal blue



Cod. K02
Grigio / Grey



Cod. K07
Nero / Black

Sorgenti luminose / Light sources

I prodotti Modo Luce equipaggiati con attacco GU10, E14 e E27 vengono consegnati senza lampadine.

Modo Luce products equipped with GU10, E14 and E27 are delivered without light bulbs.

Temperatura colore

Le lampade Modo Luce equipaggiate con sorgente LED vengono fornite generalmente con temperatura di colore 2700K. Sono disponibili su richiesta anche le versioni 3000K e 4000K.

Color temperature

Modo Luce LED equipped products are normally supplied with 2700K light colour as standard version. 3000K and 4000K are available on request.

Lumen

L'indicazione del flusso luminoso si riferisce al valore in assenza di rifrazione, come dichiarato dal produttore del componente LED.

Lumen











Nominal luminous flux refers to the value without any refraction as declared by the LED module manufacture.

Legenda lampadine

Lampadine utilizzabili sui prodotti Modo Luce (secondo i modelli).

Legend light bulbs

Light bulbs available for Modo Luce products (according to the models).

Tipo / Type	Simbolo / Symbol	Attacco / Socket	Potenza / Power		
LED No Dim		Sphere	E14	5W	2700K
		Classic	E27	9 W	2700K
		Globe Clair	E27	8 W	2200K
		Dichroic	GU10	6 W	2700K
		Linear L 78	R7S	4 W	2700K
		Linear L 118	R7S	8 W	2700K
LED Dim		Classic	E27	10 W	2700K
		Globe Clair	E27	7.5 W	2200K
		Pear Share	E27	7.5 W	2300K
		Dichroic	GU10	6 W	2700K

Modo Luce - EELc Product List Global Energy Efficiency Label compatibility (EU Regulation 874/2012)

Le informazioni qui riportate riguardanti le Classi Energetiche, non sono esaustive di tutti i tipi di lampadine effettivamente reperibili sul mercato europeo.

The below information regarding the energy efficiency classes are not including all the bulbs available on European market.


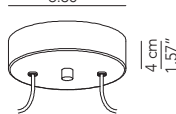
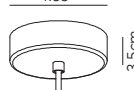
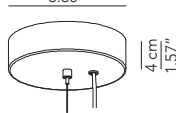
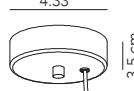
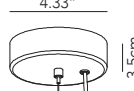
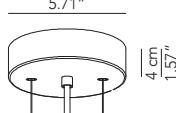
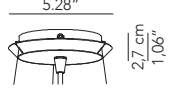

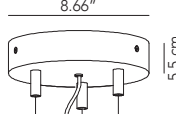
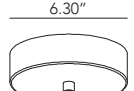
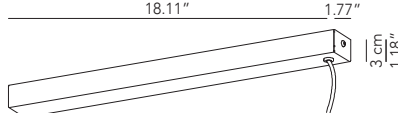
Gli apparecchi Modo Luce sono compatibili con lampadine che presentino l'etichetta energetica in conformità con il regolamento UE 874/2012.

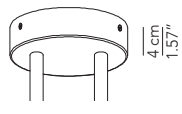
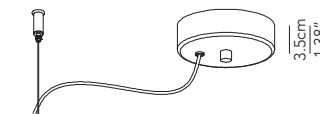
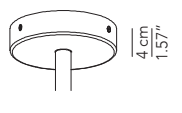
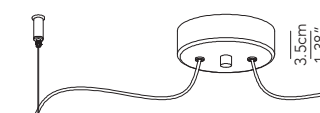

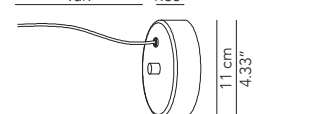
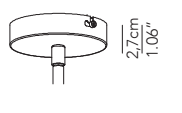
Modo Luce fixtures are compatible with bulbs having the energy efficiency label in comply with UE 874/2012 regulation.

Le etichette energetiche sono disponibili e scaricabili dal sito internet modoluce.com

Energy labels are available and downloaded from the webiste modoluce.com

Rosoni / Ceiling roses + Pendant lamp

 <p>8 cm 3.15"</p> <p>3 cm 1.18"</p>	<p>Eva 11 Loto 16 Rettangolo 90 / 120 / 150 / 300 Rettangolo Slim 100 / 150</p>	 <p>16 cm 6.30"</p> <p>4 cm 1.57"</p>	<p>Nucleo 160 Orb 25 / 40 (2 globes)</p>
 <p>11 cm 4.33"</p> <p>3.5 cm 1.38"</p>	<p>ABC Baobab Chandelier Eva 18 Florinda Desnuda 1 Hammer 15 / 18 Lucilla Tonda Ottovolante Rettangolo Rettangolo Slim</p>	 <p>16 cm 6.30"</p> <p>4 cm 1.57"</p>	<p><i>LED lamps</i> Alco Cilindro Circus Cocò Discovolante Idea Loto Milleluci Olivia Ombrella Orb 25 (dim) Orb 40 Peggy</p>
 <p>11 cm 4.33"</p> <p>3.5 cm 1.38"</p>	<p>Atollo 70 / 100 / 150 (3-4 steel cables) Cilindro 150 Idea composition Milleluci 150 Ottovolante (LED) Rettangolo Slim (LED)</p>		<p><i>E27 + LED lamps</i> Atollo 150 Florinda 12 Florinda Desnuda 12</p>
 <p>11 cm 4.33"</p> <p>3.5 cm 1.38"</p>	<p>Atollo 70 / 100 (1 steel cable) Bolla 40 / 50 / 60 Campanone indoor / outdoor Cilindro 60 / 70 Circus 70 / 100 / 120 Cocò 60 / 80 / 100 Discovolante 40 / 60 / 80 / 100 Ellisse 60 / 80 Florinda 1 / 3 / 6 Florinda Desnuda 3 / 6 Icaro 22 / 50 / 75 Icaro Ball 50 / 60 / 75 Lost 25 / 40 Loto 43 / 60 / 80 Milleluci 40 / 80 Mood Desnuda Olivia 43 / 60 Orb 25 Romeo 25 / 40 / 70 Peggy 60 / 80 / 100</p>	 <p>14,5 cm 5.71"</p> <p>4 cm 1.57"</p>	<p>Chandelier Longue</p>
		 <p>13,4 cm 5.28"</p> <p>2,7 cm 1,06"</p>	<p>Icaro 100 Icaro Ball 90 Mood Reverse Ring Ring Tonda</p>
 <p>14,5 cm 5.71"</p> <p>4 cm 1.57"</p>	<p>Cilindro 100 / 120 Eva 27 Eva 38 Loto 100 / 140 Milleluci 100 / 120</p>	 <p>22 cm 8.66"</p> <p>5,5 cm 2,16"</p>	<p>Charlie</p>
 <p>16 cm 6.30"</p> <p>4 cm 1.57"</p>	<p>Hammer 15 / 18 / 30 (LED-dim) Nucleo 130</p>		 <p>46 cm 18.11"</p> <p>4,5 cm 1.77"</p> <p>3 cm 1.18"</p> <p>Clip Righello</p>

<p>14,5 cm 5.71"</p> 	<p>Chandelier Longue (ceiling lamp)</p>	<p>1,6 cm var. 11 cm 0.63" var. 4.33"</p> 	<p>A Lateral ceiling attachment</p>
<p>14,5 cm 5.71"</p> 	<p>Chandelier (ceiling lamp)</p>	<p>1,6 cm var. 11 cm var. 1,6 cm 0.63" var. 4.33" var. 0.63"</p> 	<p>B</p>
<p>16 cm 6.30"</p> 	<p>Umbrella Peggy 60 LED (ceiling lamp) Peggy 80 / 100 (ceiling lamp)</p>	<p>var. 3,5cm var. 1,38"</p> 	<p>C</p>
<p>11 cm 4.33"</p> 	<p>Peggy 60 (ceiling lamp)</p>		

Cavi / Cables

Modo Luce srl fornisce le sospensioni con i seguenti standard (misura utile)*:

- Cavo elettrico L 200 cm
- Cavo elettrico L 250 cm per apparecchi con 2 o più cavi acciaio
- Cavo elettrico in tessuto per serie EVA L 130 cm
- Cavo acciaio L 200 cm

* Disponibilità a misura su richiesta

Modo Luce srl delivers the following standard cables for the suspensions (useful measures)*:

- Power wire L 200 cm / L 78.74"
- Power wire L 250 cm / L 98.42" for fixtures with 2 or more steel cables
- Power wire in fabric for EVA line products L 130 cm / 51,18"
- Steel cable L 200 cm / L 78.74"

* Other measures are available upon demand

Pesi / Weights

ABC				Cocò			
Pendant lamp A	Ø 12	1 kg	2.20 lb	Pendant lamp	Ø 60	4 kg	8.80 lb
Pendant lamp B	Ø 17	1 kg	2.20 lb	Pendant lamp	Ø 80	7 kg	15.40 lb
Pendant lamp C	Ø 22	1,5 kg	3.30 lb	Pendant lamp	Ø 100	9 kg	19.82 lb
Alco				Diogene			
Pendant lamp	Ø 90	23 kg	50.77 lb	Pendant lamp	Ø 30	3,5 kg	7.72 lb
Pendant lamp	Ø 120	36 kg	79.47 lb	Discovolante			
Ceiling lamp	Ø 90	23 kg	50.77 lb	Pendant-ceiling-wall lamp	Ø 40	2 kg	4.41 lb
Ceiling lamp	Ø 120	36 kg	79.47 lb	Pendant-ceiling-wall lamp	Ø 60	4 kg	8.81 lb
Angelica indoor				Pendant-ceiling lamp	Ø 80	5 kg	11.03 lb
Wall lamp		5 kg	11.33 lb	Pendant-ceiling lamp	Ø 100	7 kg	15.41 lb
Angelica outdoor				Eva			
Wall lamp		7 kg	15.42 lb	Pendant lamp	Ø 11	0,3 kg	0.66 lb
Atollo indoor / outdoor				Pendant lamp brown cotto	Ø 11	0,7 kg	1.54 lb
Pendant lamp	Ø 70	13 Kg	28,66 lb.	Pendant lamp	Ø 18	1,1 kg	2.44 lb
Pendant lamp	Ø 100	3 kg	6,614 lb.	Pendant lamp brown cotto	Ø 18	1,7 kg	3.77 lb
Pendant lamp	Ø 150	5 kg	11,023 lb.	Pendant lamp	Ø 27	4 kg	8.81 lb
Ceiling-wall lamp	Ø 70	15 Kg	33,07 lb.	Pendant lamp brown cotto	Ø 27	7 kg	15.42 lb
Ceiling-wall lamp	Ø 100	33 Kg	72,75 lb.	Pendant lamp	Ø 38	8 kg	17.66 lb
Ceiling-wall lamp	Ø 150	53 Kg	116,84 lb.	Pendant lamp brown cotto	Ø 38	12 kg	26.43 lb
Baobab				Florinda			
Pendant lamp 3	Ø 80	2 kg	4.41 lb	Pendant lamp 1	Ø 31	2 kg	4.41 lb
Pendant lamp 6	Ø 80	3,5 kg	7.72 lb	Pendant lamp 3	Ø 63	7 kg	15.41 lb
Bolla Ellisse				Pendant lamp 6	Ø 94	10 kg	22.02 lb
Pendant lamp Bolla	Ø 40	3 kg	6.61 lb	Pendant lamp 12	Ø 153	35 kg	77.09 lb
Pendant lamp Bolla	Ø 50	3,5 kg	7.71 lb	Ceiling lamp 3	Ø 63	7 kg	15.41 lb
Pendant lamp Bolla	Ø 60	6 kg	13.21 lb	Ceiling lamp 6	Ø 94	10 kg	22.02 lb
Pendant lamp Ellisse	Ø 60	3 kg	6.60 lb	Ceiling lamp 12	Ø 153	35 kg	77.09 lb
Pendant lamp Ellisse	Ø 80	5 kg	11.01 lb	Wall lamp	Ø 31,5	0,4 kg	0.88 lb
Butterfly				Florinda Desnuda			
Wall lamp	Ø 54	8 kg	17.66 lb	Pendant lamp 1	Ø 31	1,5kg	3.30 lb
Wall lamp	Ø 75	10 kg	22.02 lb	Pendant lamp 3	Ø 63	5 kg	11.03 lb
Campanone indoor / outdoor				Pendant lamp 6	Ø 94	8 kg	17.66 lb
Pendant lamp	Ø 33	3,5 kg	7.71 lb	Pendant lamp 12	Ø 153	27 kg	59.40 lb
Pendant lamp	Ø 51	5 kg	11.01 lb	Ceiling lamp 3	Ø 63	6 kg	13.20 lb
Chandelier				Ceiling lamp 6	Ø 94	10 kg	22.00 lb
Pendant - ceiling lamp	Ø 100	10 kg	22.02 lb	Ceiling lamp 12	Ø 153	30 kg	66.00 lb
Pendant - ceiling lamp	Ø 100	12 kg	26.43 lb	Geco			
Wall lamp single	Ø 13	1 kg	2.20 lb	Wall lamp	Ø 13	5 kg	11.01 lb
Wall lamp double	Ø 35	2 kg	4.41 lb	Wall lamp	Ø 30	5 kg	11.01 lb
Chandelier Longue				Hammer			
Pendant - ceiling lamp	L 110	12 kg	26.43 lb	Pendant lamp	Ø 15	1,5 kg	3.31 lb
Pendant - ceiling lamp	L 150	14 kg	30.83 lb	Pendant lamp	Ø 18	2 kg	4.41 lb
Charlie				Pendant lamp	Ø 30	2,5 kg	5.50 lb
Pendant - ceiling lamp	Ø 107	25 kg	55.06 lb	Spotlight	Ø 15	1 kg	2.20 lb
Pendant - ceiling lamp	Ø 127	35 kg	77.09 lb	Spotlight	Ø 18	1,5 kg	3.31 lb
Cilindro				Ceiling Lamp	Ø 15 / 21	1 kg	2.20 lb
Pendant lamp	Ø 60	2,2 kg	4.86 lb	Ceiling Lamp	Ø 18 / 24	1,5 kg	3.31 lb
Pendant lamp	Ø 70	3,5 kg	7.71 lb	Recessed spotlight	Ø 15 / 21	1 kg	2.20 lb
Pendant lamp	Ø 100	7 kg	14.31 lb	Recessed spotlight	Ø 18 / 24	1,5 kg	3.31 lb
Pendant lamp	Ø 120	14 kg	30.83 lb	Icaro indoor / outdoor			
Pendant lamp	Ø 150	20 kg	44.05 lb	Pendant lamp	Ø 22	2,5 kg	6.60 lb
Circus				Pendant lamp	Ø 50	6 kg	13.21 lb
Pendant lamp	Ø 70	4 kg	8.81 lb	Pendant lamp	Ø 75	10 kg	22.03 lb
Pendant lamp	Ø 100	9 kg	19.82 lb	Pendant lamp	Ø 100	20 kg	44.05 lb
Pendant lamp	Ø 120	17 kg	37.44 lb	Icaro Ball indoor / outdoor			
Pendant lamp	Ø 150	30 kg	66.08 lb	Pendant lamp	Ø 50	6 kg	13.21 lb
Clip				Pendant lamp	Ø 60	10 kg	22.03 lb
Pendant lamp	L 130	5 kg	11.03 lb	Pendant lamp	Ø 75	15 kg	33.04 lb
Pendant lamp	L 170	8 kg	17.66 lb	Pendant lamp	Ø 90	25 kg	55.06 lb
				Idea			
				Pendant - ceiling lamp	Ø 66	10 kg	22.02 lb
				Pendant - ceiling lamp	Ø 80	15 kg	33.04 lb
				Pendant - ceiling lamp	Ø 100	18 kg	39.65 lb
				Pendant - ceiling lamp	Ø 140	25 kg	55.06 lb
				Idea composition			
				Pendant - ceiling lamp	Ø 180	30 kg	66.14 lb

Pesi / Weights

Lost				Rettangolo			
Pendant lamp	Ø 25	5 kg	11.01 lb	Pendant lamp	L 90	4 kg	8.81 lb
Pendant lamp	Ø 40	8 kg	17.66 lb	Pendant lamp	L 120	4,5 kg	9.91 lb
<hr/>				Pendant lamp	L 150	10 kg	22.00 lb
Loto				Pendant lamp	L 300	25 kg	55.06 lb
Pendant lamp	Ø 16	0,7 kg	1.54 lb	Wall lamp	L 25 / 40	0,5 kg	1.10 lb
Pendant lamp	Ø 43	2 kg	4.41 lb	Wall lamp	L 25 x 24	0,2 kg	0.44 lb
Pendant lamp	Ø 60	3 kg	6.61 lb	Wall lamp	L 30	1 kg	2.20 lb
Pendant lamp	Ø 80	5 kg	11.01 lb	Wall lamp	L 40 x 40	0,5 kg	1.10 lb
Pendant lamp	Ø 100	7 kg	15.41 lb	Wall lamp	L 160	5 kg	11.01 lb
Pendant lamp	Ø 140	20 kg	44.05 lb	<hr/>			
Wall lamp	Ø 16	0,45 kg	0.99 lb	Rettangolo Slim			
<hr/>				Pendant-ceiling lamp	Ø 100	8 kg	17.66 lb
Lucilla				Pendant-ceiling lamp	Ø 150	11 kg	24.23 lb
Wall lamp	Ø 17	0,4 kg	0.88 lb	<hr/>			
<hr/>				Reverse			
Lucilla Tonda				Pendant lamp	Ø 60	5 kg	11.00 lb
Pendant lamp	Ø 19	0,3 kg	0.66 lb	Pendant lamp	Ø 80	7 kg	15.40 lb
Pendant lamp	Ø 34	0,5 kg	1.10 lb	<hr/>			
Pendant lamp	Ø 43	1 kg	2.20 lb	Righello			
Wall Lamp	Ø 21	0,5 kg	1.10 lb	Pendant lamp	L 125	5 kg	11.03 lb
<hr/>				Pendant lamp	L 160	8 kg	17.66 lb
Milleluci				Wall Lamp	L 125	4 kg	8.83 lb
Pendant lamp	Ø 43	2 kg	4.41 lb	Wall Lamp	L 160	7 kg	15.45 lb
Pendant lamp	Ø 80	6 kg	13.21 lb	<hr/>			
Pendant lamp	Ø 100 H 35	7 kg	15.41 lb	Ring			
Pendant lamp	Ø 100 H 60	9 kg	19.82 lb	Pendant-ceiling-wall lamp	L 85	7 kg	15.40 lb
Pendant lamp	Ø 120	14 kg	30.83 lb	Pendant-ceiling-wall lamp	L 125	10 kg	22.00 lb
Pendant lamp	Ø 150	18 kg	39.65 lb	<hr/>			
<hr/>				Ring Tonda			
Mood				Pendant-ceiling-wall lamp	Ø 65	5 kg	11.00 lb
Pendant lamp	Ø 100	5 kg	11.01 lb	Pendant-ceiling-wall lamp	Ø 85	7 kg	15.40 lb
Pendant lamp	Ø 120	6 kg	13.21 lb	Pendant-ceiling-wall lamp	Ø 110	10 kg	22.00 lb
Pendant lamp	Ø 150	10 kg	22.02 lb	<hr/>			
Ceiling-wall lamp	Ø 100	6 kg	13.21 lb	Romeo			
<hr/>				Pendant lamp	Ø 25	1,3 kg	2.86 lb
Mood Desnuda				Pendant lamp	Ø 40	1,9 kg	4.18 lb
Pendant lamp	Ø 60	2 kg	4.41 lb	Pendant lamp	Ø 70	5 kg	11.01 lb
Pendant lamp	Ø 100	3 kg	6.61 lb	<hr/>			
Pendant lamp	Ø 120	4 kg	8.81 lb	Sestante indoor / outdoor			
Pendant lamp	Ø 150	6 kg	13.20 lb	Wall Lamp		20 kg	44.15 lb
<hr/>				<hr/>			
Multiball							
Pendant lamp	Ø 25 / 30 / 35	1,7 kg	3.74 lb				
Pendant lamp	Ø 40 / 45	2 kg	4.41 lb				
<hr/>							
Nucleo							
Pendant lamp	L 130	8 kg	17.66 lb				
Pendant lamp	L 160	12 kg	26.43 lb				
<hr/>							
Olivia							
Pendant lamp	Ø 42	3 kg	6.60 lb				
Pendant lamp	Ø 60	6 kg	13.24 lb				
Ceiling lamp	Ø 42	5 kg	11.03 lb				
Ceiling lamp	Ø 60	10 kg	22.07 lb				
<hr/>							
Ombrella							
Pendant-ceiling lamp	Ø 60	3 kg	6.6 lb				
Pendant-ceiling lamp	Ø 80	6 kg	13.20 lb				
Pendant-ceiling lamp	Ø 100	10 kg	22.00 lb				
<hr/>							
Orb							
Pendant lamp (PMMA)	Ø 25	2 kg	4.41 lb				
Pendant lamp (PMMA)	Ø 40	3,5 kg	7.72 lb				
Pendant lamp (glass)	Ø 25	3 kg	6.62 lb				
Pendant lamp (glass)	Ø 40	6 kg	13.24 lb				
<hr/>							
Ottovolante							
Pendant-ceiling lamp	L 100	8 kg	17.66 lb				
Pendant-ceiling lamp	L 150	11 kg	24.23 lb				
<hr/>							
Peggy							
Pendant - ceiling lamp	Ø 60	6 kg	13.25 lb				
Pendant - ceiling lamp	Ø 80	8,5 kg	18.76 lb				
Pendant - ceiling lamp	Ø 100	12 kg	26.49 lb				

Grado di protezione IP / Ingress protection IP

Indica il grado di protezione contro la penetrazione di corpi solidi e liquidi nell'apparecchio.

Designates the degree of protection against the penetration of solid and liquids bodies and contact with live parts.

Protezione dai solidi / Protection solid bodies

First code IP

0	Non protetto / Unprotected
1	Protetto contro corpi solidi estranei di diametro 50 mm / Protected against the entry of solid bodies with dimensions of more than 50 mm
2	Protetto contro corpi solidi estranei di diametro 12,5 mm / Protected against the entry of solid bodies with dimension of 12,5 mm
3	Protetto contro corpi solidi estranei di diametro 2,5 mm / Protected against the entry of solid bodies with dimension of 2,5 mm
4	Protetto contro corpi solidi estranei di diametro 1 mm / Protected against the entry of solid bodies with dimensions of more than 1 mm
5	Protetto contro la polvere / Protected against entry of dust
6	Totalmente protetto contro la polvere / Completely protected against entry of dust

Protezione dai liquidi / Protection liquid bodies

Second code IP

0	Non protetto / Unprotected
1	Protetto contro la caduta verticale di gocce d'acqua / Protected against the vertical falling of water drops
2	Protetto contro la pioggia con un angolo di 15° / Protected against the falling of water with maximum inclination of 15°
3	Protetto contro la pioggia con un angolo di 60° / Protected against the falling of water with maximum inclination of 60°
4	Protetto contro spruzzi d'acqua / Protected against sprinklings
5	Protetto contro i getti d'acqua / Protected against water jets
6	Protetto contro i getti d'acqua potenti / Protected against heavy water jets
7	Protetto contro gli effetti dell'immersione temporanea / Temporary immersion proof
8	Protetto contro gli effetti della sommersione continua / Continually immersion proof




















Certificati / Certifications

Tutti i prodotti Modo Luce sono certificati CE /
All the Modo Luce products are CE certified



Indica la possibilità di fornire il prodotto con certificazione ETL /
Designates the possibility to have a wiring system with ETL certification

Legenda / Legend

	Indoor		Indica il cablaggio elettrico CL1 / Designates the CL1 electric wiring
	Outdoor		Indica il cablaggio elettrico CL2 / Designates the CL2 electric wiring
	Sospensione / Pendant lamp		Indica il cablaggio elettrico CL3 / Designates the CL3 electric wiring
	Plafoniera / Ceiling lamp		Indica che i materiali costituenti l'apparecchio superano la prova al filo incandescente alla temperatura indicata nell'icona secondo la norma IEC / Indique que les matériaux composant l'appareil passent le test au fil incandescent 650°, comme par règlement ICE 695-2-1
	Parete / Wall lamp		Dimmerabile / Dimmable
	Tavolo / Table lamp		Cavo in acciaio ed elettrico a misura su richiesta / Metal and electrical wire on demand
	Terra / Floor lamp		Biemissione / Uplight and downlight
	Comfort acustico / Sound absorbing		Curva fotometrica / Lighting data
			Comfort acustico / Acoustic comfort
			Modello depositato / Patent pending
			Apparecchio ricaricabile / Rechargeable kit

Catalogue

**Art direction,
graphic design
and digital rendering**
HEADS Collective

Photographer
Fausto Trevisan

Styling & location
Stefania Dussin
Michela Vincenzi

Other photographers

p. 38, 150 Alex Reinders
p. 94, 159, 169, 194 Iain Bond
p. 175 Josefine Unterhauser
p. 181 Mary Gaudin
p. 188 Elizabeth Schiavello
p. 265, 304 Sam Noonan

Thanks to

p. 36 Ristorante Mugolone
p. 122, 158 Juan Iax restaurant | mcestudio (concept)
p. 150, 169, 188 Franco Crea (concept)
p. 175 Katia Pfau (concept)
p. 194 Sofia Interior Design
Espo Lighting (AU)

Tutti i nostri prodotti sono realizzati completamente in Italia.
Modo Luce is made in Italy.

Modo Luce S.r.l.
Tutti i diritti riservati.

Il logo Modo Luce è un marchio regolarmente depositato in ambito nazionale ed internazionale di esclusiva titolarità e proprietà di Modo Luce S.r.l. L'uso di tale logo per scopi commerciali, senza il precedente consenso scritto di Modo Luce S.r.l. può costituire violazione del marchio e concorrenza sleale in violazione alle leggi statali.

Il presente catalogo è tutelato dalla legge sui diritti d'autore (legge 22/41941 N. 633) e dalla legge 14/12/1942 n. 1485: di esso è proibita ogni riproduzione totale o anche parziale.

I dati riportati su questo catalogo sono indicativi e non costituiscono impegno da parte della Modo Luce Srl, che si riserva di apportare tutte le modifiche e migliorie ai propri prodotti, in osservanza della normativa CE senza obbligo di preavviso.

In particolare la costante evoluzione e i continui cambiamenti della tecnologia LED influenzano anche i nostri prodotti. Modo Luce è alla continua ricerca nell'individuare le soluzioni tecniche più aggiornate per migliorare la qualità della luce e l'efficienza energetica. Di conseguenza i dati riportati nel presente catalogo possono subire variazioni. Vi consigliamo di consultare il nostro sito internet modoluce.com che sarà costantemente aggiornato con i dati tecnici.

La marcatura CE indica che il prodotto soddisfa gli obblighi di legge in merito alle Direttive Comunitarie Europee applicabili allo stesso.

I colori dei prodotti possono variare rispetto a quanto rappresentato nel catalogo e da lotto a lotto.

All products are entirely made in Italy.
Modo Luce is made in Italy.

Modo Luce S.r.l.
All rights reserved.

The logo Modo Luce is a regularly registered trademark in the national and international context and is the exclusive property of Modo Luce S.r.l. Use of said logo for commercial purposes, without the written permission of Modo Luce S.r.l., can constitute infringement of trademark and unfair competition in branch of the state laws.

This catalogue is safeguarded by the law on copyright (law 22/41941 no. 633) and by the law 14/12/1942 no. 1485: all total or even partial reproductions of the catalogue are forbidden.

Data contained in this catalogue is purely indicative and does not engage Modo Luce Srl, in any way or any form. Modo luce reserves the right to make any technical and aesthetical changes to models without prior notice, in compliance with the European standard.

The constant evolution and the continuous changes of the LED technology influence our products in a particular way. Modo Luce is always trying to identify the most up-to-date technical solutions in order to improve light quality and energy efficiency. Consequently, the datasheet shown in this catalogue may undergo variations. We advise you therefore to consult our website modoluce.com provided with the regularly updated technical data.

The CE mark is your assurance that the product meets all the requirements prescribed by law, as contained in the European Community directives which apply to the products.

Product colours can differ from what is shown in the catalogue and from batch to batch.